

Paid Time Off Plans and Earning Rates

Field Walmart, Sam's, and Supply Chain Hourly Associates


Associates earn paid time off based on the National Protected PTO Plan unless local laws (e.g., Paid Sick Leave) require different earning rates.

When you reach your maximum amount of earned Protected PTO, the amount you were earning as Protected PTO will instead be earned as PTO (you will earn PTO at the rate of PTO and Protected PTO combined) until you reach your maximum amount of earned PTO for the year.

For example, a 5-year associate on the National Protected PTO Plan earns regular PTO at the total earning rate of 1 PTO hour for every 11.82 hours worked after earning 48 hours of Protected PTO.

Earning rates before Protected PTO maximum is met

0.051282




PTO

Earn 1 hour for every 19.50 hours worked

+

0.033333




Protected PTO

Earn 1 hour for every 30 hours worked

Earning rate after Protected PTO maximum is met

0.084615



PTO

Earn 1 hour for every 11.82 hours worked

Earning rates for 5-year associate on the National Protected PTO Plan

Years of Service	PTO			Protected PTO			Total	
	Rate	Time to earn 1 hour	Max hours/year	Rate	Time to earn 1 hour	Max hours/year	Time to earn 1 hour	Max hours/year
4-6	0.051282	19.50	128	0.033333	30.00	48	11.82	176

Total earning rate: $0.051282 + 0.033333 = 0.084615$
 $1 \text{ hour} \div 0.084615 = 11.82 \text{ time to earn 1 hour}$

PLAN	LOCATIONS	Page #
NATIONAL PROTECTED PTO PLAN	All locations except Arizona, California, Colorado, Connecticut, Dallas (TX), District of Columbia, Illinois, Maine, Maryland, Massachusetts, Michigan, Minneapolis/St. Paul (MN), Nevada, New Mexico, New Jersey, New York including New York City & Westchester County (NY), Oregon, Philadelphia (PA), City of Pittsburgh (PA), Rhode Island, Vermont, and Washington	2
STANDARD PROTECTED PTO PLAN	Locations in Arizona, Colorado, Connecticut, Maine, Maryland (except Montgomery County), Massachusetts, Michigan, Minneapolis/St. Paul (MN), New Jersey, Oregon, Philadelphia (PA), City of Pittsburgh (PA), Rhode Island, and Vermont	3
CONTINUOUS PROTECTED PTO PLAN	Locations in Dallas (TX), District of Columbia, Montgomery County (MD), New Mexico, New York including New York City & Westchester County (NY), and Washington	4
STANDARD PROTECTED PTO PLAN w/KIN CARE	Illinois locations	5
CONTINUOUS PROTECTED PTO PLAN w/KIN CARE	Locations in California and Nevada	6



NATIONAL PROTECTED PTO PLAN

All locations except Arizona, California, Colorado, Connecticut, Dallas (TX), District of Columbia, Illinois, Maine, Maryland, Massachusetts, Michigan, Minneapolis/St. Paul (MN), Nevada, New Jersey, New Mexico, New York including New York City & Westchester County (NY), Oregon, Philadelphia (PA), City of Pittsburgh (PA), Rhode Island, Vermont, and Washington

For full-time associates

Years of Service	PTO			Protected PTO			Total	
	Rate	Time to earn 1 hour	Max hours/year	Rate	Time to earn 1 hour	Max hours/year	Time to earn 1 hour	Max hours/year
0*-2	0.024359	41.05	72	0.033333	30.00	48	17.33	120
3	0.032052	31.20	88	0.033333	30.00	48	15.29	136
4-6	0.051282	19.50	128	0.033333	30.00	48	11.82	176
7-10	0.066667	15.00	160	0.033333	30.00	48	10.00	208
11-15	0.074359	13.45	176	0.033333	30.00	48	9.29	224
16-19	0.093590	10.68	216	0.033333	30.00	48	7.88	264
20+	0.112821	8.86	256	0.033333	30.00	48	6.84	304

For part-time associates

Years of Service	PTO			Protected PTO			Total	
	Rate	Time to earn 1 hour	Max hours/year	Rate	Time to earn 1 hour	Max hours/year	Time to earn 1 hour	Max hours/year
0*-2	n/a	n/a	n/a	0.023077	43.33	48	43.33	48
3	0.016667	60.00	56	0.033333	30.00	48	20.00	104
4-6	0.016667	60.00	56	0.033333	30.00	48	20.00	104
7-10	0.016667	60.00	56	0.033333	30.00	48	20.00	104
11-15	0.016667	60.00	56	0.033333	30.00	48	20.00	104
16-19	0.016667	60.00	56	0.033333	30.00	48	20.00	104
20+	0.035898	27.86	96	0.033333	30.00	48	14.44	144

For temporary associates

Years of Service	Protected PTO			Total	
	Rate	Time to earn 1 hour	Max hours/year	Time to earn 1 hour	Max hours/year
0*-20+	0.023077	43.33	48	43.33	48



STANDARD PROTECTED PTO PLAN

Locations in Arizona, Colorado, Connecticut, Maine, Maryland (except Montgomery County), Massachusetts, Michigan, Minneapolis/St. Paul (MN), New Jersey, Oregon, Philadelphia (PA), City of Pittsburgh (PA), Rhode Island, and Vermont

For full-time associates

Years of Service	PTO			Protected PTO			Total	
	Rate	Time to earn 1 hour	Max hours/year	Rate	Time to earn 1 hour	Max hours/year	Time to earn 1 hour	Max hours/year
0*-2	0.024359	41.05	72	0.033333	30.00	48	17.33	120
3	0.032052	31.20	88	0.033333	30.00	48	15.29	136
4-6	0.051282	19.50	128	0.033333	30.00	48	11.82	176
7-10	0.066667	15.00	160	0.033333	30.00	48	10.00	208
11-15	0.074359	13.45	176	0.033333	30.00	48	9.29	224
16-19	0.093590	10.68	216	0.033333	30.00	48	7.88	264
20+	0.112821	8.86	256	0.033333	30.00	48	6.84	304

For part-time associates

Years of Service	PTO			Protected PTO			Total	
	Rate	Time to earn 1 hour	Max hours/year	Rate	Time to earn 1 hour	Max hours/year	Time to earn 1 hour	Max hours/year
0*-2	n/a	n/a	n/a	0.033333	30.00	48	30.00	48
3	0.016667	60.00	56	0.033333	30.00	48	20.00	104
4-6	0.016667	60.00	56	0.033333	30.00	48	20.00	104
7-10	0.016667	60.00	56	0.033333	30.00	48	20.00	104
11-15	0.016667	60.00	56	0.033333	30.00	48	20.00	104
16-19	0.016667	60.00	56	0.033333	30.00	48	20.00	104
20+	0.035898	27.86	96	0.033333	30.00	48	14.44	144

For temporary associates

Years of Service	Protected PTO			Total	
	Rate	Time to earn 1 hour	Max hours/year	Time to earn 1 hour	Max hours/year
0*-20+	0.033333	30.00	48	30.00	48



CONTINUOUS PROTECTED PTO PLAN

Locations in Dallas (TX), District of Columbia, Montgomery County (MD), New Mexico, New York including New York City & Westchester County (NY), and Washington

For full-time associates

Years of Service	PTO			Protected PTO			Total	
	Rate	Time to earn 1 hour	Max hours/year	Rate	Time to earn 1 hour	Max hours/year	Time to earn 1 hour	Max hours/year
0*-2	0.024359	41.05	No max	0.033333	30.00	No max	17.33	No max
3	0.032052	31.20	No max	0.033333	30.00	No max	15.29	No max
4-6	0.051282	19.50	No max	0.033333	30.00	No max	11.82	No max
7-10	0.066667	15.00	No max	0.033333	30.00	No max	10.00	No max
11-15	0.074359	13.45	No max	0.033333	30.00	No max	9.29	No max
16-19	0.093590	10.68	No max	0.033333	30.00	No max	7.88	No max
20+	0.112821	8.86	No max	0.033333	30.00	No max	6.84	No max

For part-time associates

Years of Service	PTO			Protected PTO			Total	
	Rate	Time to earn 1 hour	Max hours/year	Rate	Time to earn 1 hour	Max hours/year	Time to earn 1 hour	Max hours/year
0*-2	n/a	n/a	n/a	0.033333	30.00	No max	30.00	No max
3	0.016667	60.00	No max	0.033333	30.00	No max	20.00	No max
4-6	0.016667	60.00	No max	0.033333	30.00	No max	20.00	No max
7-10	0.016667	60.00	No max	0.033333	30.00	No max	20.00	No max
11-15	0.016667	60.00	No max	0.033333	30.00	No max	20.00	No max
16-19	0.016667	60.00	No max	0.033333	30.00	No max	20.00	No max
20+	0.035898	27.86	No max	0.033333	30.00	No max	14.44	No max

For temporary associates

Years of Service	Protected PTO			Total	
	Rate	Time to earn 1 hour	Max hours/year	Time to earn 1 hour	Max hours/year
0*-20+	0.033333	30.00	No max	30.00	No max



STANDARD PROTECTED PTO PLAN w/KIN CARE

Illinois locations

For full-time associates

Years of Service	PTO			Protected PTO			Total	
	Rate	Time to earn 1 hour	Max hours/year	Rate	Time to earn 1 hour	Max hours/year	Time to earn 1 hour	Max hours/year
0*-2	0.024359	41.05	60	0.033333	30.00	60	17.33	120
3	0.032052	31.20	68	0.033333	30.00	68	15.29	136
4-6	0.042308	23.64	88	0.042308	23.64	88	11.82	176
7-10	0.050000	20.00	104	0.050000	20.00	104	10.00	208
11-15	0.053846	18.57	112	0.053846	18.57	112	9.29	224
16-19	0.063462	15.76	132	0.063462	15.76	132	7.88	264
20+	0.073077	13.68	152	0.073077	13.68	152	6.84	304

For part-time associates

Years of Service	PTO			Protected PTO			Total	
	Rate	Time to earn 1 hour	Max hours/year	Rate	Time to earn 1 hour	Max hours/year	Time to earn 1 hour	Max hours/year
0*-2	n/a	n/a	n/a	0.033333	30.00	48	30.00	48
3	0.016667	60.00	52	0.033333	30.00	52	20.00	104
4-6	0.016667	60.00	52	0.033333	30.00	52	20.00	104
7-10	0.016667	60.00	52	0.033333	30.00	52	20.00	104
11-15	0.016667	60.00	52	0.033333	30.00	52	20.00	104
16-19	0.016667	60.00	52	0.033333	30.00	52	20.00	104
20+	0.034616	28.89	72	0.034616	28.89	72	14.44	144

For temporary associates

Years of Service	Protected PTO			Total	
	Rate	Time to earn 1 hour	Max hours/year	Time to earn 1 hour	Max hours/year
0*-20+	0.033333	30.00	48	30.00	48



CONTINUOUS PROTECTED PTO PLAN w/KIN CARE

Locations in California and Nevada

For full-time associates

Years of Service	PTO			Protected PTO			Total	
	Rate	Time to earn 1 hour	Max hours/year	Rate	Time to earn 1 hour	Max hours/year	Time to earn 1 hour	Max hours/year
0*-2	0.024359	41.05	No max	0.033333	30.00	No max	17.33	No max
3	0.032052	31.20	No max	0.033333	30.00	No max	15.29	No max
4-6	0.042308	23.64	No max	0.042308	23.64	No max	11.82	No max
7-10	0.050000	20.00	No max	0.050000	20.00	No max	10.00	No max
11-15	0.053846	18.57	No max	0.053846	18.57	No max	9.29	No max
16-19	0.063462	15.76	No max	0.063462	15.76	No max	7.88	No max
20+	0.073077	13.68	No max	0.073077	13.68	No max	6.84	No max

For part-time associates

Years of Service	PTO			Protected PTO			Total	
	Rate	Time to earn 1 hour	Max hours/year	Rate	Time to earn 1 hour	Max hours/year	Time to earn 1 hour	Max hours/year
0*-2	n/a	n/a	n/a	0.033333	30.00	No max	30.00	No max
3	0.016667	60.00	No max	0.033333	30.00	No max	20.00	No max
4-6	0.016667	60.00	No max	0.033333	30.00	No max	20.00	No max
7-10	0.016667	60.00	No max	0.033333	30.00	No max	20.00	No max
11-15	0.016667	60.00	No max	0.033333	30.00	No max	20.00	No max
16-19	0.016667	60.00	No max	0.033333	30.00	No max	20.00	No max
20+	0.034616	28.89	No max	0.034616	28.89	No max	14.44	No max

For temporary associates

Years of Service	Protected PTO			Total	
	Rate	Time to earn 1 hour	Max hours/year	Time to earn 1 hour	Max hours/year
0*-20+	0.033333	30.00	No max	30.00	No max

